

636





KEEPS YOUR CITY **CLEAN.**

First impressions count. This does not only apply to people but also to cities, towns and municipalities. Neat and tidy public green areas, roads and paths do not only contribute to a good image for visitors and the local residents, but are also a sign of a council that works perfectly. They encourage people to keep the city clean and tidy. As far as cleaning is concerned, many details and secondary effects are important, especially as viewed by a critical public.



For many years now, Green Machines have aimed to contribute decisively towards cleaner and tidier towns and cities by providing efficient and sophisticated sweeping machines. We have managed to enhance the perfor-

mance of all Green Machines with conventional drive systems thanks to a host of clever details. For a city, its residents, the environment and for all those who handle it on a daily basis. Welcome to Green Machines!

636

No chance for dust and dirt.

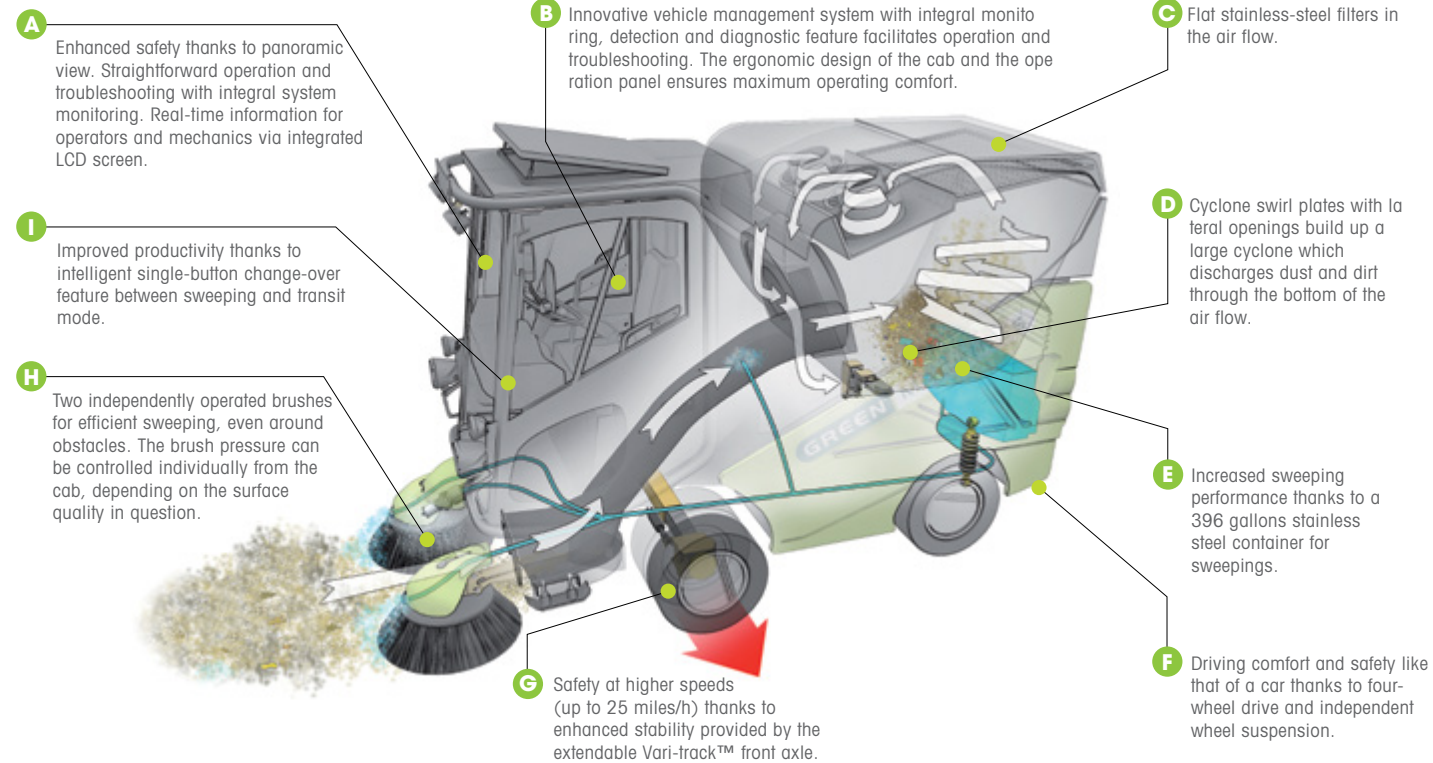
In busy city centers, in parking lots and other outdoor areas requiring professional sweeping, the 636 leaves only one thing: a positive impression. By reducing water consumption considerably and with its sophisticated design details, it cuts labour and maintenance





FINE DUST HUNTER AND GATHERER.

**A really special
sweeper.**



TECHNICAL SPECIFICATIONS.



636



636

SWEEPING SYSTEM

Working width: minimum (brushes retracted)	51 3/16 in
Maximum (brushes extended completely)	80 45/64 in
Capacity of container for sweepings	396 gallons
Material of container for sweepings	stainless steel

DUST CONTROL SYSTEM

Dust filtering	Three-stage filtering
Stage 1:	Cyclone swirl plate with lateral openings
Stage 2:	Flat filter made of stainless steel
Stage 3:	Double cyclones
Dust control system	Standard
CloudMaker®	12 vanes made of steel alloy
Vacuum impeller	

DRIVE SYSTEM

Standard engine	Kubota 1505T
	Diesel
Suspension: front and rear	Completely independent
Driving speed*	up to 25 miles/h
Sweeping speed	0 – 8 miles/h
Front wheel gauge	
Sweeping mode	44 31/64 in
Transit mode	55 1/8 in

MACHINE DATA

Length: Standard machine	139 61/64 in
Width: Machine width	44 7/8 in
Height: Warning lamp folded inwards	77 61/64 in
GVW	5622 lbs
Wheelbase	55 1/8 in
Turning circle	
Curb to curb	127 61/64 in
Wall to wall	161 27/64 in


* If admissible




Technical data subject to change without prior notice.





FOR A CITY WORTH LIVING.




 Green Machines International B.V.
The Netherlands


 +389 43 551 100
 office@greenmachines.com
 www.greenmachines.com




 Green Machines Veles DOO
North Macedonia

 +389 43 551 100
 office@greenmachines.com
 www.greenmachines.com

 Green Machines Aftermarket
Romania

 +40 371 323 827
+40 733 989355
 aftermarket@greenmachines.com
parts@greenmachines.com
 www.greenmachines.com

 Green Machines Sweepers UK Ltd.
United Kingdom

 Sales: +44 (0) 1324 611666
Spares: +44(0)1324 578880
 sales@greenmachines.com
spares@greenmachines.com
 www.greenmachines.com